




NATIONAL ALUMINIUM PRODUCTS COMPANY SAOG

STATEMENT OF FINANCIAL POSITION AS AT 31 DECEMBER 2016

	Notes	2016 RO	2015 RO [Restated Note 2.1(e)]
ASSETS			
Non-current assets			
Property, plant and equipment	13	11,659,612	11,406,220
Investment property	14	380,000	380,000
		<u>12,039,612</u>	<u>11,786,220</u>
Current assets			
Inventories	15	8,538,074	5,933,086
Trade and other receivables	17	9,302,431	8,905,311
Cash and cash equivalents	18	415,239	979,220
		<u>18,255,744</u>	<u>15,817,617</u>
Total assets		<u>30,295,356</u>	<u>27,603,837</u>
EQUITY AND LIABILITIES			
EQUITY			
Capital and reserves			
Share capital	19	3,357,145	3,357,145
Legal reserve	20	1,119,048	1,119,048
Retained earnings		3,682,135	4,099,532
Total equity		<u>8,158,328</u>	<u>8,575,725</u>
LIABILITIES			
Non-current liabilities			
Term loans	21	4,989,995	4,931,016
Deferred tax liability	11	49,561	55,897
End of service benefits	22	312,832	323,667
		<u>5,352,388</u>	<u>5,310,580</u>
Current liabilities			
Current portion of term loans	21	950,000	400,000
Short term bank borrowings	24	8,822,380	6,616,095
Trade and other payables	23	7,012,260	6,512,977
Provision for income tax	11	-	188,460
		<u>16,784,640</u>	<u>13,717,532</u>
Total liabilities		<u>22,137,028</u>	<u>19,028,112</u>
Total equity and liabilities		<u>30,295,356</u>	<u>27,603,837</u>
Net assets per share	25	<u>0.243</u>	<u>0.255</u>

The financial statements along with notes and other explanatory information on pages 13 to 33 were approved on 5 March 2017 and were signed on their behalf by:

Chairman Director Chief Executive Officer

Independent auditor's report - pages 1 to 8.